






**Representantes de partidos políticos y/o coaliciones registrados ante mesas directivas de casilla**

Última actualización: 2/07/2006 5:31 hrs.






Fecha de corte: 02/07/2006 05:30 hrs.

Entidad Federativa	Total de casillas aprobadas	Número de representantes por partido a acreditar																		Subtotal P1	Subtotal P2	Subtotal S	Total
		P1	P2	S	P1	P2	S	P1	P2	S	P1	P2	S	P1	P2	S	P1	P2	S				
AGUASCALIENTES	1226	1226	1226	1226	1226	1226	1226	1226	1226	1218	1212	1208	1225	1225	1225	279	0	0	5,174	4,889	4,885	14,948	
BAJA CALIFORNIA	3543	3543	3543	3543	3485	3459	3351	3539	3538	3539	3271	1435	687	3416	2718	1936	30	3	0	13,741	11,153	9,513	34,407
BAJA CALIFORNIA SUR	662	662	662	662	643	518	268	634	631	615	655	593	647	661	6	492	0	0	0	2,593	1,748	2,022	6,363
CAMPECHE	927	927	927	927	927	920	921	919	911	903	923	906	453	892	0	663	0	0	0	3,661	2,737	2,940	9,338
COAHUILA	3087	3087	3087	3087	3072	3063	2988	3086	3085	3081	2973	2703	1887	2956	641	2017	146	7	0	12,233	9,499	9,973	31,705
COLIMA	760	760	760	760	760	760	760	760	760	758	759	87	760	760	0	0	0	0	3,038	3,039	1,607	7,684	
CHIAPAS	4772	4772	4772	4772	4649	4600	4489	4742	4734	4717	4689	4317	4403	3895	985	2472	67	23	4	18,042	14,659	16,085	48,786
CHIHUAHUA	4733	4733	4733	4733	4708	4687	3060	4713	4701	4691	4564	4186	3174	4547	4545	4346	0	0	0	18,532	18,119	15,271	51,922
DISTRITO FEDERAL	12208	12208	12208	12208	11677	6099	6608	11812	8068	1513	12139	12130	11624	9076	811	142	2254	399	74	46,958	27,507	19,961	94,426
DURANGO	2232	2232	2232	2232	2217	2206	2111	2223	2206	2222	2053	1725	954	2003	1297	1049	42	3	0	8,538	7,437	6,336	22,311
GUANAJUATO	6122	6122	6122	6122	6034	5934	5381	5791	3951	2998	5829	3454	907	5480	1091	1755	385	3	0	23,519	14,433	11,041	48,993
GUERRERO	4471	4471	4471	4471	4098	3052	1664	4387	4270	3790	4446	4433	4371	4248	2764	1975	204	1	64	17,383	14,520	11,864	43,767
HIDALGO	3049	3049	3049	3049	3012	2741	1938	3033	3029	3015	2995	2952	2418	3009	2811	2627	0	0	0	12,049	11,533	9,998	33,580
JALISCO	8091	8091	8091	8091	7854	7346	5825	7806	6952	5662	7499	3184	463	6538	3604	1401	294	73	53	29,991	21,159	13,404	64,554
MEXICO	15515	15515	15515	15515	15394	14287	11363	15505	15506	15505	15227	14762	12692	14526	7616	2903	274	1	50	60,926	52,172	42,513	155,611
MICHOACAN	5415	5415	5415	5415	5332	5279	5002	5269	5029	4253	5259	5110	4214	3254	1066	308	461	39	14	19,575	16,523	13,791	49,889
MORELOS	2062	2062	2062	2062	2032	1977	1580	1998	1464	806	2007	1987	1946	1942	671	983	0	0	0	7,979	6,099	5,315	19,393
NAYARIT	1392	1392	1392	1392	1375	1373	1341	1387	1387	1383	1387	1347	1147	1356	1126	600	0	0	0	5,505	5,233	4,471	15,209
NUEVO LEON	5054	5054	5054	5054	4991	4782	4282	4905	4588	3081	4598	4132	4435	4798	4588	3802	417	326	0	19,709	18,416	15,600	53,725
OAXACA	4482	4482	4482	4482	4323	1687	660	4462	4458	4461	4320	4280	4292	2151	1080	326	60	25	25	15,316	11,530	9,764	36,610
PUEBLA	6021	6021	6021	6021	5908	5744	5059	5982	5966	5964	5748	4837	1908	5883	5594	5666	141	0	0	23,662	22,141	18,597	64,400

Representantes de partidos políticos y/o coaliciones registrados ante mesas directivas de casilla

Última actualización: 2/07/2006 5:31 hrs.

Fecha de corte: 02/07/2006 05:30 hrs.

Entidad Federativa	Total de casillas aprobadas	Número de representantes por partido a acreditar																		Subtotal P1	Subtotal P2	Subtotal S	Total
		P1	P2	S	P1	P2	S	P1	P2	S	P1	P2	S	P1	P2	S							
QUERETARO	1803	1803	1803	1803	1782	1762	1738	1642	1265	1217	1507	1073	595	1687	610	442	33	0	0	6,651	4,710	3,992	15,353
					98.84%	97.73%	96.39%	91.07%	70.16%	67.50%	83.58%	59.51%	33.00%	93.57%	33.83%	24.51%	1.83%	0.00%	0.00%				
QUINTANA ROO	1151	1151	1151	1151	1141	1146	1136	1151	1151	1151	1133	1129	1073	1107	837	606	0	0	0	4,532	4,263	3,966	12,761
					99.13%	99.57%	98.70%	100.00%	100.00%	100.00%	98.44%	98.09%	93.22%	96.18%	72.72%	52.65%	0.00%	0.00%	0.00%				
SAN LUIS POTOSI	3087	3087	3087	3087	2602	2492	2132	2969	2690	2460	2902	2560	2087	2688	504	884	60	13	9	11,221	8,259	7,572	27,052
					84.29%	80.73%	69.06%	96.18%	87.14%	79.69%	94.01%	82.93%	67.61%	87.07%	16.33%	28.64%	1.94%	0.42%	0.29%				
SINALOA	4292	4292	4292	4292	4262	4258	4110	4286	4284	4288	3961	3190	1436	2716	1428	444	0	0	0	15,225	13,160	10,278	38,663
					99.30%	99.21%	95.76%	99.86%	99.81%	99.91%	92.29%	74.32%	33.46%	63.28%	33.27%	10.34%	0.00%	0.00%	0.00%				
SONORA	3004	3004	3004	3004	2873	2697	2299	2895	2884	2518	2668	2441	2115	2859	2479	1743	0	0	0	11,295	10,501	8,675	30,471
					95.64%	89.78%	76.53%	96.37%	96.01%	83.82%	88.81%	81.26%	70.41%	95.17%	82.52%	58.02%	0.00%	0.00%	0.00%				
TABASCO	2402	2402	2402	2402	2368	2092	1682	2400	2402	2400	2384	2365	2357	1952	1345	526	502	289	2	9,606	8,493	6,967	25,066
					98.58%	87.09%	70.02%	99.92%	100.00%	99.92%	99.25%	98.46%	98.13%	81.27%	56.00%	21.90%	20.90%	#####	0.08%				
TAMAULIPAS	3963	3963	3963	3963	3938	3935	3935	3958	3955	3954	3844	3239	1161	3695	1835	907	285	7	7	15,720	12,971	9,964	38,655
					99.37%	99.29%	99.29%	99.87%	99.80%	99.77%	97.00%	81.73%	29.30%	93.24%	46.30%	22.89%	7.19%	0.18%	0.18%				
TLAXCALA	1252	1252	1252	1252	1238	1241	1232	1252	1252	1252	1184	997	785	1220	1231	0	1022	7	403	5,916	4,728	3,672	14,316
					98.88%	99.12%	98.40%	100.00%	100.00%	100.00%	94.57%	79.63%	62.70%	97.44%	98.32%	0.00%	81.63%	0.56%	#####				
VERACRUZ	9164	9164	9164	9164	9054	8923	8474	9117	9115	9089	8930	8404	5098	7305	2637	953	429	337	346	34,835	29,416	23,960	88,211
					98.80%	97.37%	92.47%	99.49%	99.47%	99.18%	97.45%	91.71%	55.63%	79.71%	28.78%	10.40%	4.68%	3.68%	3.78%				
YUCATAN	2152	2152	2152	2152	2129	2122	1253	2145	2151	2145	2064	1463	989	2046	1254	674	0	0	0	8,384	6,990	5,061	20,435
					98.93%	98.61%	58.22%	99.67%	99.95%	99.67%	95.91%	67.98%	45.96%	95.07%	58.27%	31.32%	0.00%	0.00%	0.00%				
ZACATECAS	2394	2394	2394	2394	2264	1835	1373	2265	2163	1566	2355	2342	2332	2295	467	1099	71	0	63	9,250	6,807	6,433	22,490
					94.57%	76.65%	57.35%	94.61%	90.35%	65.41%	98.37%	97.83%	97.41%	95.86%	19.51%	45.91%	2.97%	0.00%	2.63%				
Totales	130488	130488	130488	130488	127368	114243	99241	128259	119772	106225	125490	109647	83945	112186	59626	44966	7456	1556	1114	500,759	404,844	335,491	1,241,094
					97.61%	87.55%	76.05%	98.29%	91.79%	81.41%	96.17%	84.03%	64.33%	85.97%	45.69%	34.46%	5.71%	1.19%	0.85%				